

(1) Write an e-mail to gbwn@crpm.org.mk in which you will list the following details:

- Name and surname;
- Country;
- Short motivation why you want to complete the GRB for Beginners module;
- Which language variation(s) you want to be enrolled to (English, Albanian, Macedonian, Romanian, Serbian/Montenegrin/Bosnian).

(2) You will receive a return email with a username and password.

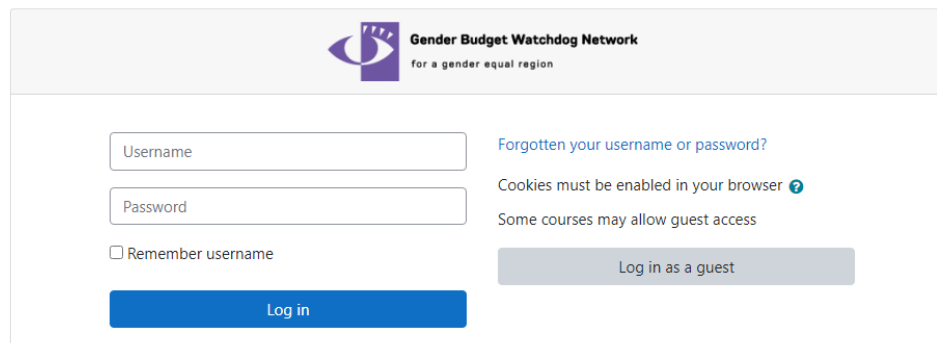
(3) With the username and password you log in to the platform page: <https://gbwnacademy.net/login/index.php>


username: yaplwakkan

password: gbiwkwppq

(4) After the click, a window will open where you have to enter the obtained username and password [see image]

← → ↻ gbwnacademy.net/login/index.php



 Gender Budget Watchdog Network
for a gender equal region

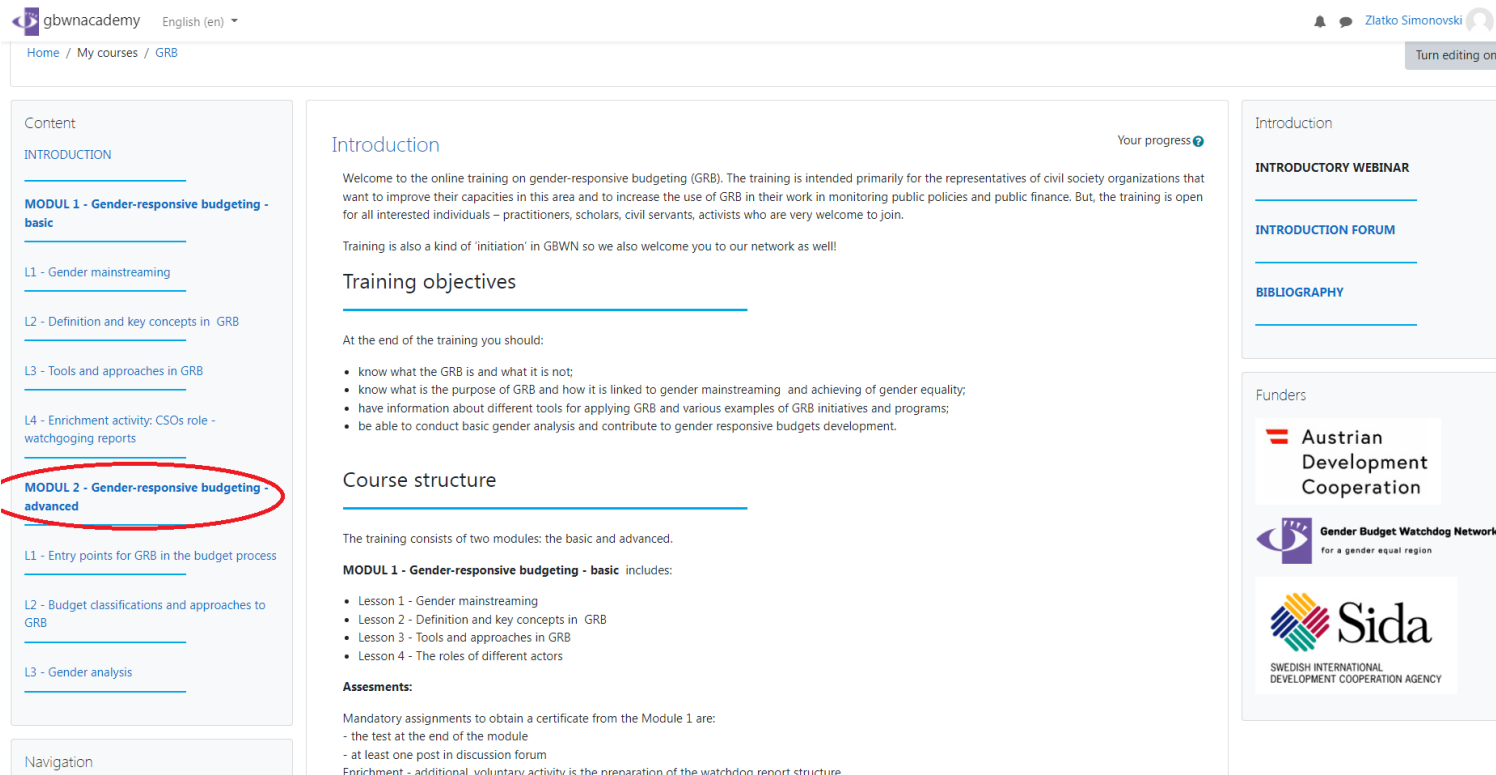
Username [Forgotten your username or password?](#)

Password [Cookies must be enabled in your browser](#)

Remember username Some courses may allow guest access

[Log in](#) [Log in as a guest](#)

(5) Congratulations! You have successfully logged in. And can start your learning journey!



The screenshot shows the 'gbwnacademy' website interface. At the top, there is a navigation bar with 'Home / My courses / GRB' and a user profile for 'Zlatko Simonovski'. The main content area is titled 'Introduction' and includes a 'Your progress' indicator. The left sidebar contains a 'Content' menu with the following items: 'INTRODUCTION', 'MODUL 1 - Gender-responsive budgeting - basic', 'L1 - Gender mainstreaming', 'L2 - Definition and key concepts in GRB', 'L3 - Tools and approaches in GRB', 'L4 - Enrichment activity: CSOs role - watchdogging reports', and 'MODUL 2 - Gender-responsive budgeting - advanced' (which is circled in red). Below the content menu is a 'Navigation' section. The right sidebar features 'Introduction' links: 'INTRODUCTORY WEBINAR', 'INTRODUCTION FORUM', and 'BIBLIOGRAPHY'. Below these are logos for 'Funders', including 'Austrian Development Cooperation', 'Gender Budget Watchdog Network', and 'Sida'.

(6) Each course has a navigation panel on the left side. Additional literature and biography you can access on the right side of the navigation panel.

(7) Each course has the following evaluation method and scoring that you will need to fulfil:

Evaluation method	Number of items	Maximum points per item	Maximum points obtainable
Quiz	1	20	20
Guided forum discussion	1	20	20
Written assignments, such as case study analysis or analysis of hypothetical questions, practical exercises, essay writing	1	60	60
TOTAL			100

We are hoping that you are going to enjoy the training!